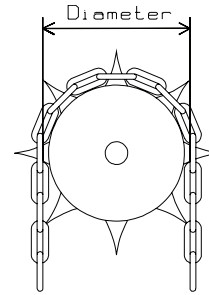
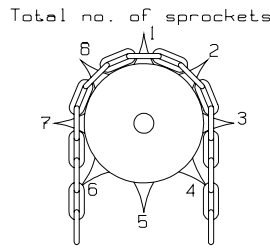


**CLOCK CHAINS** - A wide range of clock chains for sale here.

Where the original clock chain is present and fits the clock, a suitable replacement can be found by measurement and comparison with our chain list. In cases where the chain is missing, or the fitted chain does not match the sprockets, the following formula should establish the nearest chain to use:

Count the total number of sprockets on the chain wheel.  
Our example has 8:



Measure the effective diameter of the pulley excluding the sprockets, in mm. If the sprockets are wider at the base, as in our example, the effective diameter is the lowest point on the sprockets reached by horizontal links. This should be apparent by wear marks. Our example is 30 mm.

**THE FORMULA:**

$$\left( \frac{\text{Diameter} \times 3.14}{\text{Total no. of sprockets}} \right) \div 2 \times 1.1 = \text{Internal length of 1 link}$$

**Or:**  
Multiply the diameter by 3.14.  
Divide the answer by the number of sprockets.  
Divide this answer by 2.  
Multiply that answer by 1.1.

Our example:  
30 x 3.14 = 94.2  
94.2 / 8 = 11.78  
11.78 / 2 = 5.89  
5.89 x 1.1 = **6.48mm internal link length.**

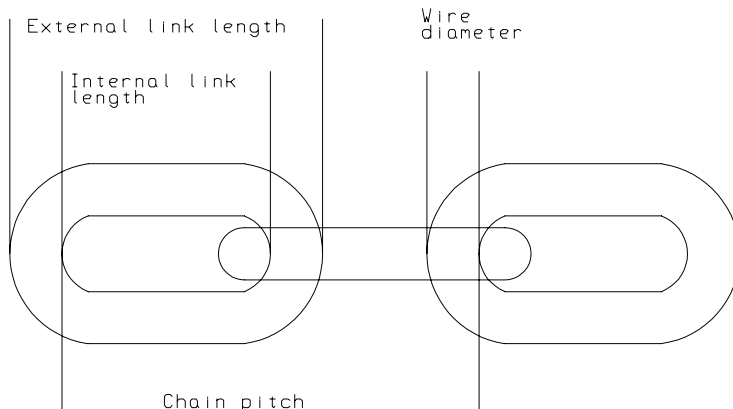
*We have devised this simplified formula as a general rule to assist with chain selection. It is only a guide!*

VIEW ALL/  
BUY CHAIN

Refer to our comprehensive list for a chain that has an internal link length close to the answer, and whose external link width will fit well between the sides of the chain wheel. If you select a chain link shorter or much larger than the answer, it will probably 'ride up' over the sprockets.

Clock chain is one of the most difficult items to select and purchase by mail order. Frequently the sprockets are worn, or the wrong chain has been fitted. We get samples sent to us like bathroom chain which of course we cannot match. If you have got a piece of chain that fits, measure the internal link length. Refer to the list, and verify your choice by placing it over the drawing on the next page. If you have no chain, or the one you have does not fit, make sure that the clock is not designed for rope. There must be somewhere for the alternate links (the ones not over the sprockets) to go. Rope driven clocks don't have this, and you cannot just fit chain to a rope clock. Rope driven clocks often have sprockets that are not carefully set. Chain sprockets have to be equally positioned to match the chain pitch - rope sprockets can be anywhere around the circumference. The formula on the opposite page is a simplified way of working out what a missing chain should be like.

Please don't send us lengths of chain to match up. If you need help selecting a chain, send us the internal pulley from the clock and we will try to find one that fits. Our samples charge will be applied to all chain enquiries, and extra return postage will be incurred.










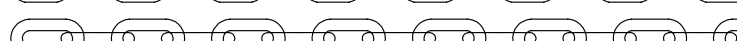






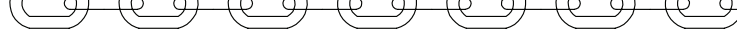

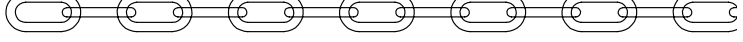
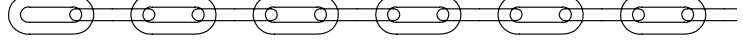
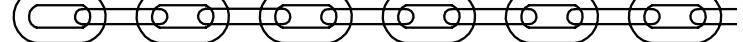
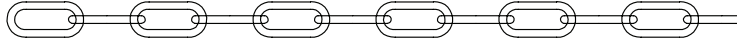
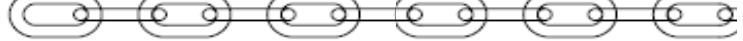






**Finish:**  
*When we say iron, we mean either self coloured steel or nickel plated steel. Brass means solid brass or brass plated steel. We cannot specify the exact material as the manufacturers vary it according to material availability.*

CLOCK CHAIN DRAWINGS

Part numbers

VIEW ALL/  
BUY CHAIN

	0388 004615
	0388 001915
	0388 015815
	0388 001315
	0388 010014 & 18
	0388 003714 & 15
	0388 003915
	0388 004415
	0388 001218
	0388 000114
	0388 014715
	0388 014615
	0388 010314 & 18
	0388 015914
	0388 010614 & 18
	0388 004215
	0388 014014 & 15
	0388 010414 & 18
	0388 010114 & 18
	0388 000618
	0388 010514 & 18
	0388 010914
	0388 013615
	0388 003614
	0388 003315
	0388 010814
	0388 010714